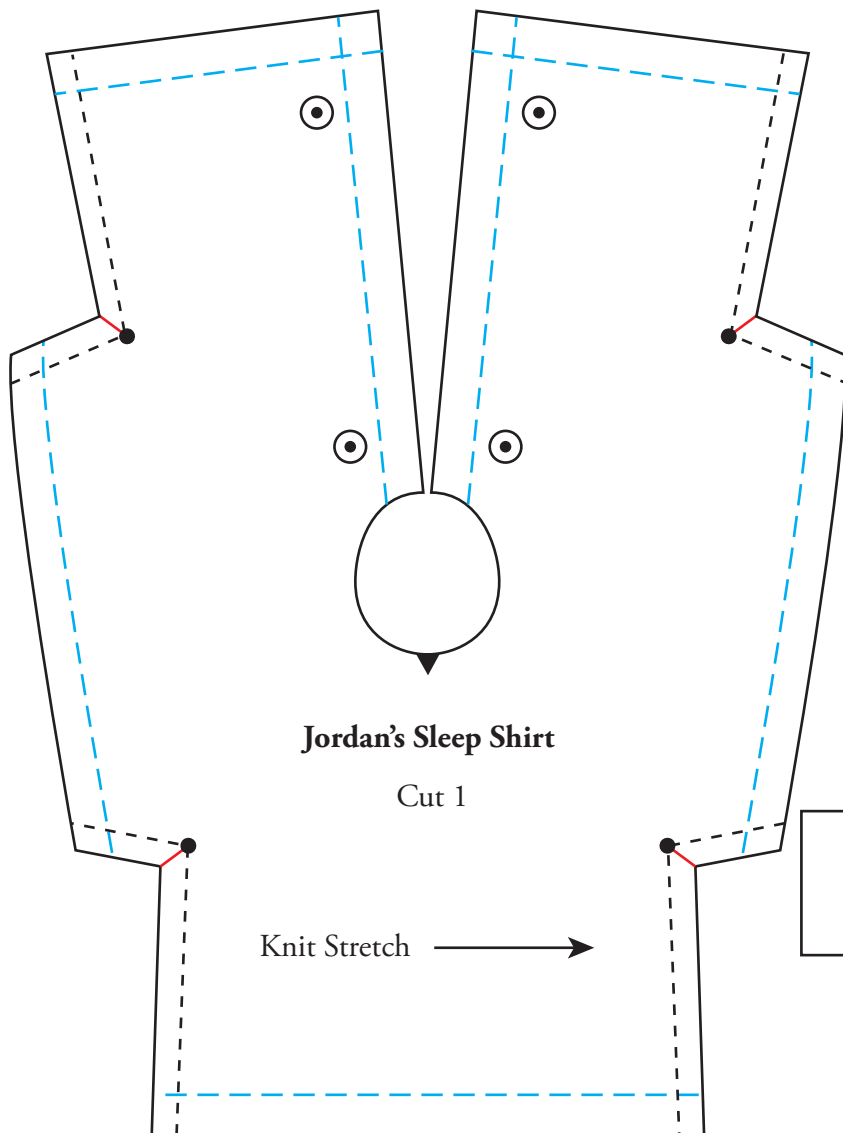


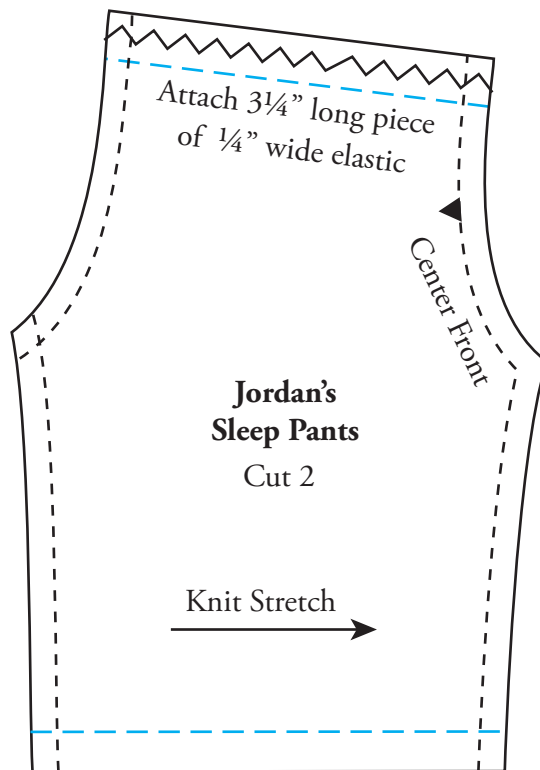
# Jordan's Holiday Sleepwear



Jordan's Sleep Shirt

Cut 1

Knit Stretch →



Jordan's Sleep Pants


Cut 2

Knit Stretch →

Jordan's Sleep Shirt Collar

Cut 1

Knit Stretch →



Jordan's Slippers

Cut 2 from felt



Pattern for Holly Leaves - Cut 6

—	Cutting Line	●—	Clip to Dot
- - - -	Sewing Line	∩∩∩	Zig-Zag Stitch
- - - -	Hemline	⊙	Snap Placement

This pattern makes a Sleep Shirt, Sleep Pants and Slippers for a 6½" tall "Felt Kitty Friend" doll. Use stretchy knit fabric for the clothing and felt for the Slippers. Follow sewing directions at the link below.

**Complete sewing directions at: <https://ataleoftwohittys.com/jordans-holiday-sleepwear/>**

**Questions? Comments? Send an email to [dwl@ataleoftwohittys.com](mailto:dwl@ataleoftwohittys.com).**

© 2021 by Wendi Dunn and *A Tale of Two Hittys* <https://ataleoftwohittys.com/>

This free pattern may be used to create doll clothes for personal use or for sale, as long as you credit the pattern to *A Tale of Two Hittys*. The pattern itself is not for resale.